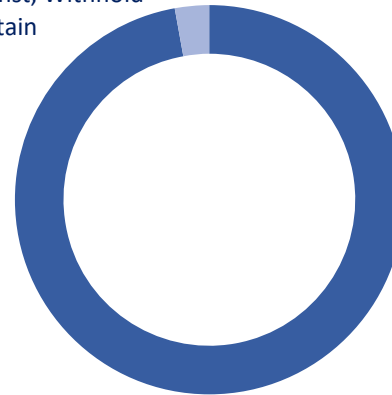


Firm Voting Record 2022

Meetings With Votes Against/Abstentions

2022

Number of meetings with at least 1 vote Against, Withhold or Abstain
3%



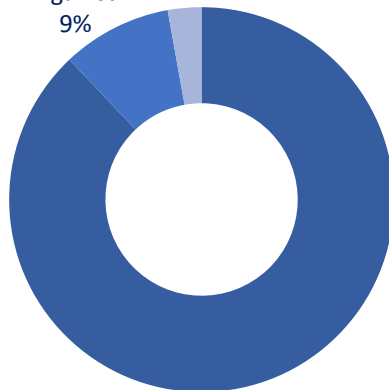
Number of meetings voted
97%

Votes For/Against Company Management

2022

No vote
3%

Against
9%

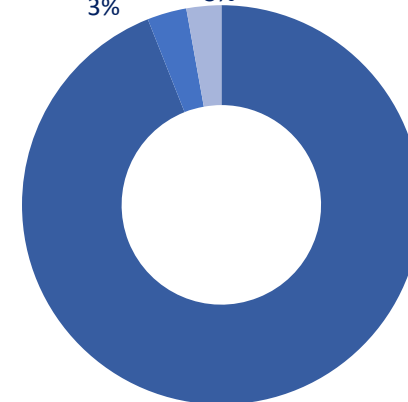


For
88%

Votes For/Against ISS 2022

Against
3%

No vote
3%



For
94%

Firm Voting Record 2022

SCM Voting Data - CY 2022		
	#	%
Number of votable meetings	317	
Number of meetings voted	308	97.16%
Number of meetings with at least 1 vote Against, Withhold or Abstain	9	2.84%
Number of votable ballots	902	
Number of ballots voted	884	98.00%
Number of votable items	8,087	
Number of items voted	7,992	98.83%
Number of votes FOR	7246	89.60%
Number of votes AGAINST	746	9.22%
Number of votes ABSTAIN	95	1.17%
Number of votes WITHHOLD	0	0.00%
Number of votes on MSOP	0	0.00%
Number of votes With ISS recommendation	7734	96.77%
Number of votes Against ISS recommendation	258	3.23%
Number of votes With Management	7246	90.67%
Number of votes Against Management	746	9.33%
Number of votes on Shareholder Proposals	17	0.21%